

1418 N4 Series Single Door Enclosures - NEMA 4

Continuous Hinge, Clamped Cover

Industrial Enclosures

Wallmount Enclosures



**Inner
Panel
Included**



Application

- Designed for use as instrument enclosures, electric, hydraulic or pneumatic control housings, electrical junction boxes or terminal wiring enclosures.
- Provides protection where equipment may be hosed down or otherwise be very wet, or in outdoor applications for full weather protection.

Standards

- UL 508 Type 3R, 12, 4
- CSA Type 3R, 12, 4
- **Complies with**
 - NEMA Type 3R, 4, 12 and 13
 - JIC EGP-1-1967 unless marked¹
 - IEC 60529, IP66

Construction

- Formed 14 gauge steel bodies and doors.
- Smooth, continuously welded seams without knockouts, cutouts or holes.
- Door and body stiffeners are provided in the larger enclosures for extra rigidity.
- Welded brackets provide for enclosure mounting.
- Formed lip on door and enclosure exclude flowing liquids and contaminants.
- Stainless steel continuous hinge on door may be removed by pulling the stainless steel hinge pin.
- Door is secured with easily operated stainless steel clamps.
- Provision for padlocking.
- Seamless poured-in place gasket.
- A removable 12 gauge inner panel is included.
- Collar studs are provided for mounting inner panels.
- A bonding stud is provided on the door and a grounding stud is provided in the enclosure.
- A literature pocket is provided for the inside of the door.

Finish

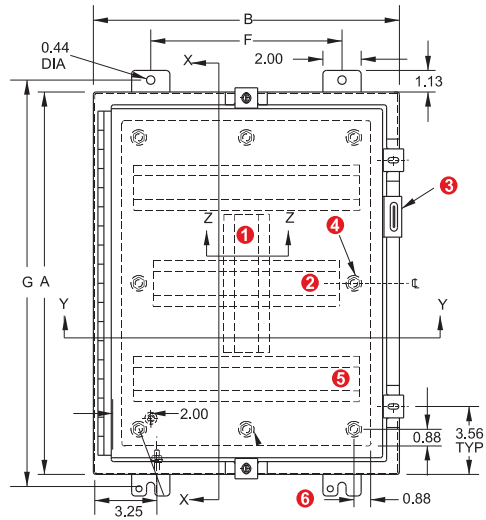
- Cover and enclosure are finished in recoatable smooth ANSI 61 gray powder coating.
- Removable inner panel is finished in white powder coating.

Accessories

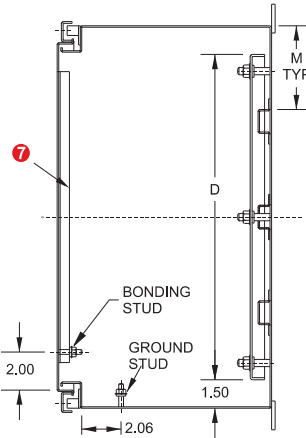
- Additional inner panels...*see page 436*
- Air conditioners...*see page 349-367*
- Blowers...*see page 392*
- Breather kits...*see page 400-401*
- Door clamping hardware
...*see page 429*
- Door stop kit...*see page 453*
- Drip shield kits...*see page 451*
- Enclosure stabilizers...*see page 456*
- Filter fans...*see page 371-384*
- Floor stand kits...*see page 453*
- Gland Plates...*see page 446*
- Heaters...*see page 393-396*
- Lock kit...*see page 431*
- Louvered ventilating plates
...*see page 402*
- Quick release clamp...*see page 429*
- Swing Panels...*see page 440*
- Terminal kit assemblies
...*see page 441*
- Thermostats...*see page 397*
- Window kits...*see page 449*

1418 N4 Series Single Door Enclosures - NEMA 4

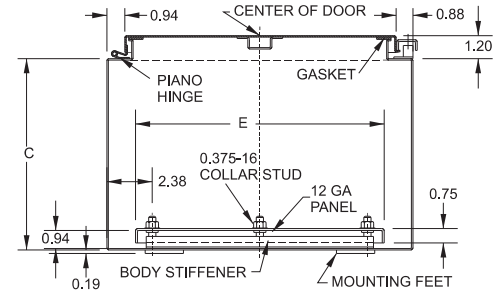
Continuous Hinge, Clamped Cover



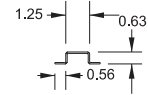
Front View



Side View



Section Y-Y



Section Z-Z

- 1 Vertical stiffener required on KK and M only.
- 2 Omit center body stiffener if A is less than 41".
- 3 Padlocking hasp and staple.
- 4 Omit 2 middle studs if A is less than 31".
- 5 Omit body stiffeners if A or B is less than 29 .
- 6 Omit 2 middle studs if B is less than 31".
- 7 Omit door stiffener if A or B is less than 31" except if Ax B is 42"x30" or 48"x30".

When A=	M=
30	7.00
36	9.00
42	9.88
48	11.38
60	14.38

Literature pocket supplied loose.
Number of door clamps varies to enclosure size.

Part No.	A	B	C	Panel Size D	E	F	Mtg. Centers G	Ship Wt. lbs.
1418N4B6 ²	16	12	6	13	9	9.5	17.25	27
1418N4G6 ²	16	16	6	13	13	10.0	17.25	34
1418N4CR6 ²	16	20	6	13	17	14.0	17.25	41
1418N4C6 ²	20	16	6	17	13	10.0	21.25	40
1418N4D6 ²	20	20	6	17	17	14.0	21.25	40
1418N4AR6	24	12	6	21	9	9.5	25.25	41
1418N4H6	24	16	6	21	13	10.0	25.25	42
1418N4E6	24	20	6	21	17	14.0	25.25	56
1418N4J6	24	24	6	21	21	18.0	25.25	65
1418N4F6	30	20	6	27	17	14.0	31.25	70
1418N4K6	30	24	6	27	21	18.0	31.25	80
1418N4L6	36	24	6	33	21	18.0	37.25	91
1418N4B8 ²	16	12	8	13	9	9.5	17.25	29
1418N4C8 ²	20	16	8	17	13	10.0	21.25	44
1418N4D8 ²	20	20	8	17	17	14.0	21.25	51
1418N4ER8	20	24	8	17	21	18.0	21.25	55
1418N4E8	24	20	8	21	17	14.0	25.25	60
1418N4J8	24	24	8	21	21	18.0	25.25	70
1418N4KR8	24	30	8	21	27	24.0	25.25	74
1418N4F8	30	20	8	27	17	14.0	31.25	79
1418N4K8	30	24	8	27	21	18.0	31.25	88
1418N4KK8	30	30	8	27	27	24.0	31.25	106
1418N4L8	36	24	8	33	21	18.0	37.25	101

¹ Does not meet JIC requirements

² Flat Panel

Part No.	A	B	C	Panel Size D	E	F	Mtg. Centers G	Ship Wt. lbs.
1418N4M8	36	30	8	33	27	24	37.25	121
1418N4O8 ¹	42	30	8	39	27	24	43.25	132
1418N4P8 ¹	42	36	8	39	33	30	43.25	177
1418N4S8 ¹	48	36	8	45	33	30	49.25	207
1418N4T8 ¹	60	36	8	57	33	30	61.25	245
1418N4C10 ²	20	16	10	17	13	10	21.25	47
1418N4E10	24	20	10	21	17	14	25.25	66
1418N4K10	30	24	10	27	21	18	31.25	91
1418N4M10	36	30	10	33	27	24	37.25	125
1418N4R10 ¹	48	30	10	45	27	24	49.25	175
1418N4S10 ¹	48	36	10	45	33	30	49.25	183
1418N4T10 ¹	60	36	10	57	33	30	61.25	252
1418N4E12	24	20	12	21	17	14	25.25	71
1418N4K12	30	24	12	27	21	18	31.25	95
1418N4L12	36	24	12	33	21	18	37.25	106
1418N4M12	36	30	12	33	27	24	37.25	136
1418N4P12 ¹	42	36	12	39	33	30	43.25	202
1418N4S12 ¹	48	36	12	45	33	30	49.25	225
1418N4K16	30	24	16	27	21	18	31.25	100
1418N4M16	36	30	16	33	27	24	37.25	149
1418N4S16 ¹	48	36	16	45	33	30	49.25	290
1418N4T16 ¹	60	36	16	57	33	30	61.25	232

¹ Does not meet JIC requirements

² Flat Panel

Technical references and CAD downloads available at www.hammondmfg.com

All dimensions in inches unless specified otherwise

Quality Products. Service Excellence.